



ACCESSIBILITY GUIDE 'MEADOW HIDE'

email: oakwoodwestleisure@gmail.com

Call: 07900 350102

www.oakwoodwestholidays.co.uk/

Contact for accessibility enquiries : Mrs Sarah Hayes



WELCOME

At 'Oakwood West Holidays' we want to make everyone's stay as enjoyable as possible. We aim to accurately describe our facilities and services to give you the confidence to book the right accommodation for your specific requirements.

General.

Our staff are happy to assist carrying luggage and will provide you with a warm welcome and familiarisation tour.

Staff are located on site 24 hours a day.

Some members of our staff have disability awareness training.

Please see our 'Emergency Evacuation Plan' below, which also indicates the room layout in this accommodation.



AT A GLANCE

Level Access Throughout.

Note : Furniture in the lounge and bedrooms can be moved to improve accessibility



The main entrance gate has level access with a ramp to the exterior decked area. The ramp is permanent.



There is level access from the main entrance to :

- Lounge
- Wet Room
- Bedroom 1: Optional twin beds or Super king
- Bedroom 2 : King size bed



The route to both bedrooms and the wet room is wider than 750mm



BEDROOM 1



Level Access Bedroom



BEDROOM 2



Level Access Bedroom



External verandah leading from bedroom 2.

This door has a 50mm upstand at floor level.



Level Access Wet Room with slip resistant tiled floor.



HEARING IMPAIRMENT.

- The key for entry to 'Meadow Hide' accommodation is located in a key safe with large, easy press buttons, highlighted by clear white numbers to the right of the entrance door.
- The Lounge television has subtitles.
- Increased lighting e.g a clip on reading lamp is provided in your accommodation which can be repositioned to your requirements.
- Facilities are made available for service dogs e.g Provision of Drinking bowl, Dog towels, Dog poop bags and a bag of treats!
- Please discuss and agree 'emergency evacuation procedures' on arrival.



VISUAL IMPAIRMENT

- A setting down point for car passengers is located immediately adjacent the entrance ramp to this property.
- The entrance gate is illuminated and illuminated marker lights positioned at the edge of the entrance ramp to this property may be switched to 'on' throughout the duration of your stay.
- The entrance ramp is 1000mm in width.
- The key for entry to 'Meadow Hide' accommodation is located in a key safe with large, easy press buttons, highlighted by clear white numbers to the right of the entrance door.
- All doors within the property have an opening width greater than 670mm.
- Staff are happy to set the heating thermostats to your required temperature.
- The room thresholds having contrasting colours and textures.
- The lounge is fairly open plan and furniture may be moved to accommodate a more suitable and comfortable stay.
- Increased lighting e.g a clip on reading lamp is provided in your accommodation which can be repositioned to your requirements.
- Facilities are made available for service dogs e.g Provision of Drinking bowl, Dog towels, Dog poop bags and a bag of treats!
- Please discuss and agree 'emergency evacuation procedures' on arrival.

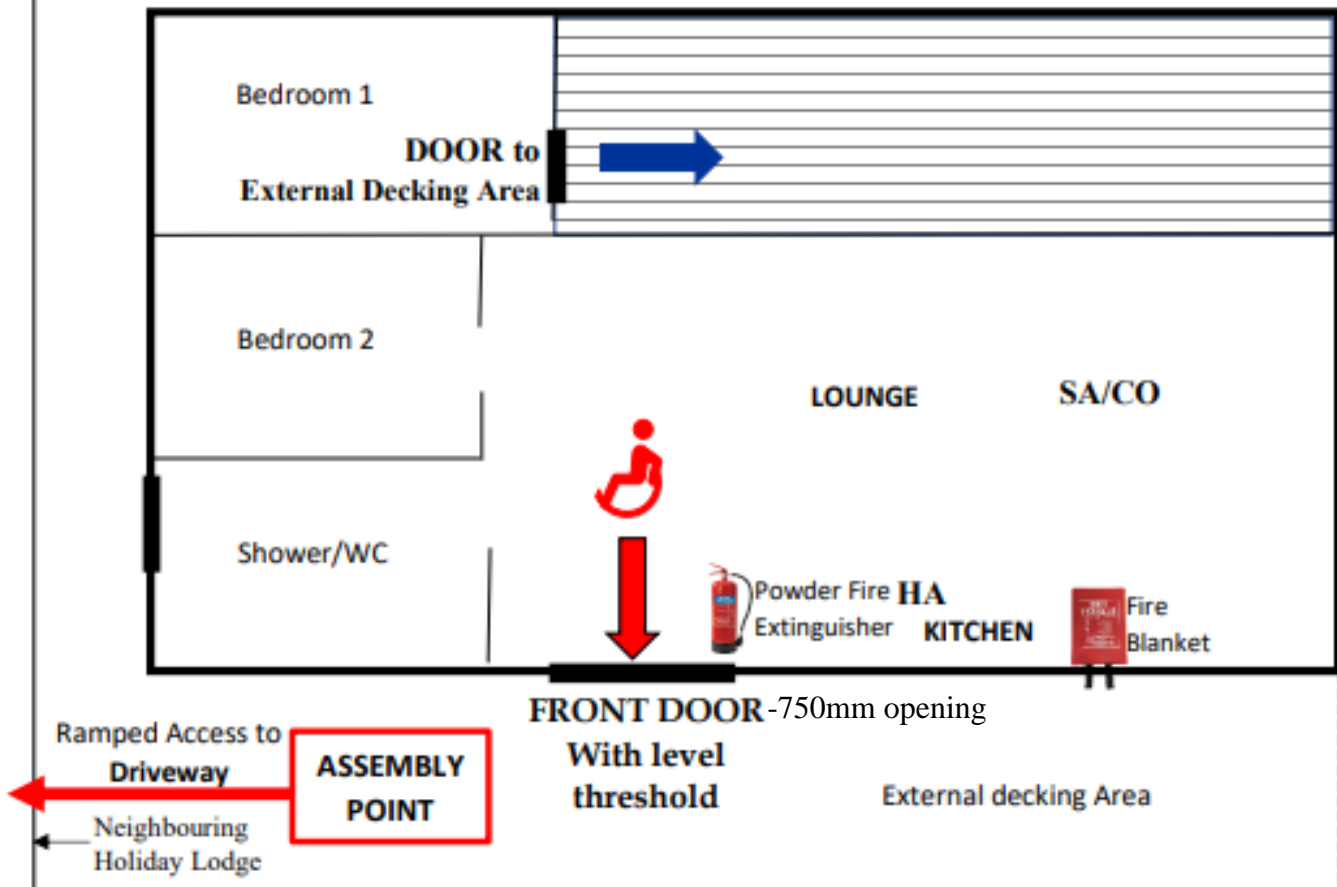


'MEADOW HIDE' IS A **NO SMOKING** PROPERTY.


MEADOW HIDE - Emergency Evacuation Plan.


Plan for illustrative purposes only. Not to scale.

GROUND FLOOR



KEY

 RED directional arrow = PRIMARY means of escape.

 BLUE directional arrow = SECONDARY means of escape.

SA = Smoke alarm

CO = Carbon monoxide alarm

The print in this document uses Arial font, size 14. Should you require it in larger print, we will be happy to provide this upon request.

Document review date : 31st March 2023